

C2

CHEM-FEED® Diaphragm Metering Pump



Features

- > Diaphragm Failure Detection system senses diaphragm failure
- > Exclusive DiaFlex® Diaphragm guaranteed to last the life of the pump
- > Signal inputs include: 4-20mA, pulse inputs, and Remote start/stop
- > Signal outputs include: Relay (3 amp), Motor Status
- > Protective LCD snap-on cover, (UV, in field wear and tear)



Highlights

Flow range

.02 - 16.5 GPH
.09 - 62.5 LPH

Pressures

175 PSI
(12 bar)

Turndown ratio

100 : 1

Exclusive

Diaphragm Failure Detection

Motor

Brushed
DC Motor

Warranty

2 Years

Control Methods

Control Methods	Manual Control	4-20mA Input	Remote Start/Stop	Alarm Output	FVS	Motor Status Output	Frequency Input	Pulse Batching
C2F	•		•	•	•			
C2V	•	•	•	•	•	•	•	•



Maximum Working Pressure	175 psig (12 bar)
Maximum Fluid Temperature	130 °F (54 °C)
Maximum Ambient Temperature	14 °F to 110 °F (-10 °C to 46 °C)
Maximum Viscosity	1,000 Centipoise
Maximum Suction Lift	15 ft. Water, 0 psig (4.5 m, 0 bar)
Operating Voltage	115VAC/60Hz, 1ph (1.5 Amp Maximum)
	230VAC/60Hz, 1ph (0.7 Amp Maximum)
	220VAC/50Hz, 1ph (1.0 Amp Maximum)
	240VAC/50Hz, 1ph (1.0 Amp Maximum)
	230VAC/50Hz, 1ph (1.0 Amp Maximum)
Power Cord Options	115V60Hz = NEMA 5/15 (USA)
	230V60Hz = NEMA 6/15 (USA)
	220V50Hz = CEE 7/VII (EU)
	240V50Hz = AS 3112 (Australia/New Zealand)
	230V50Hz = BS 1363/A (UK)
Duty Cycle	Continuous
Motor Speed Adjustment Resolution	100:1, (1.0% – 100% motor speed) Max. rpm = 166
Display	Backlit LCD, UV resistant
Keypad	Positive action tactile switch keypad
Product Weight	24 lb. (10.9 Kg)
Enclosure	NEMA 4X (IP66), Polyester powder coated aluminum.
RoHS Compliant	Yes
Standards	cETLus, CE

Output Specifications

Feed Rate Range at 0 PSig		Max Pressure	CAM Stroke Length and Diaphragm Size
GPH	LPH	PSI(bar)	
.02 - 2.3	.09 - 9.0	150 (10)	.040" (1.02 mm) stroke with Micro-Feed
.04 - 4.0	.15 - 15.0	150 (10)	.060" (1.52 mm) stroke with Micro-Feed
.067 - 6.7	.254 - 25.4	175 (12)	.040" (1.02 mm) stroke with small diaphragm
.10 - 10	.38 - 38	175 (12)	.060" (1.52 mm) stroke with small diaphragm
.165 - 16.5	.625 - 62.5	175 (12)	.060" (1.52 mm) stroke with large diaphragm

Non-wetted Components:

Enclosure: 413 Aluminum (Polyester powder coated)

Pump Head: PVDF

Cover Screws: 300 Series stainless steel

DFD System Sensor pins: Hastelloy C-276

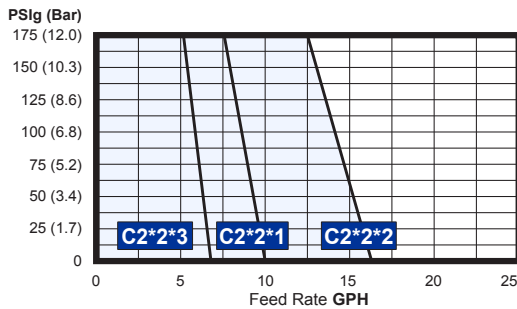
Power Cord: 3 conductor, SJTW-A water-resistant

Mounting Brackets and Hardware: 316 Stainless steel

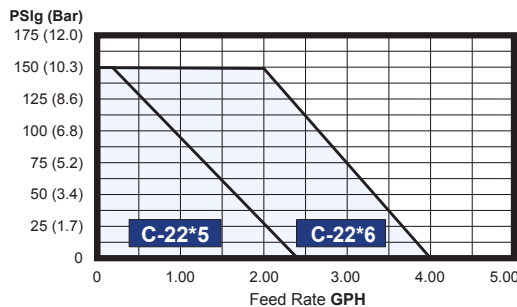
Performance

CHEM-FEED® C2 Diaphragm Metering Pump

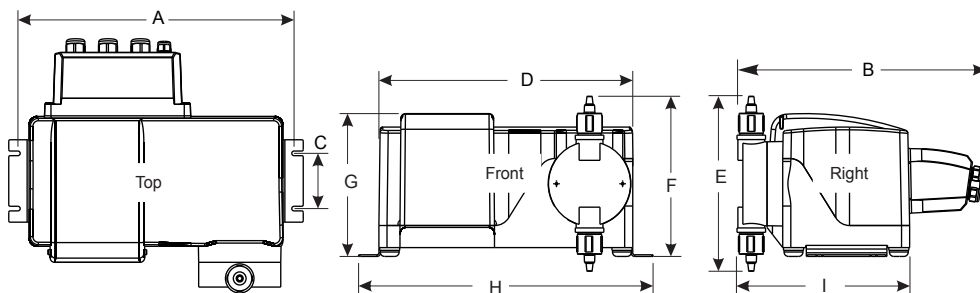
C2 Series Models



C2 Series Micro-Feed



Dimensions



Dim	Inch	cm
A	14.1"	35.8
B	11.5"	29.2
C	2.5"	6.4
D	13.1"	33.2
E	7.9"	20.1
F	7.3"	18.4
G	6.5"	16.4
H	15"	38.0
I	8"	20.3

NOTE: Optional Extended Bracket adds 4.5" (11.43cm) to overall height (dimension F and G). See previous page for details.

Wetted Components:

Pump Head Assembly:

Pump Head: PVDF

Adapter Fittings: PVDF

Valve Cartridges: PVDF

Valve Balls: Ceramic (optional PTFE, Hastelloy C)

O-Ring Seals: TFE/P (optional EP)

Diaphragm: DiaFlex® (optional Flex-A-Prene®)

Body & Insert: PVDF

Injection / Back-Flow Check Valve:

Check Ball: Ceramic

Spring: Hastelloy C-276

O-Ring Seals: TFE/P (optional EP)

Body & Adapter: PVDF

Check Ball: Ceramic

Foot Valve / Strainer:

Spring: Hastelloy C-276

O-Ring Seals: TFE/P (optional EP)

Filter Screen: PVDF

Suction Tubing

1/4" x 3/8" Tube connections: Clear PVC

Not provided for 1/2" NPT or 1/2" Barb connection models

Discharge Tubing

1/4" x 3/8" Tube connections:
Natural Polyethylene (LLDPE)

Not provided for 1/2" NPT or 1/2" Barb connection models

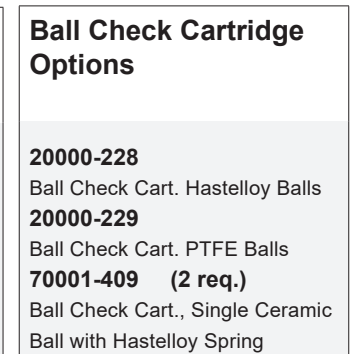
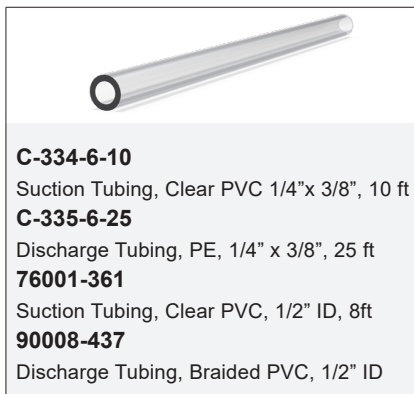


Model Number Matrix

C2

Model Number

C2	Diaphragm metering pump							
Series								
F	Single manual output control (manual/local control only)							
V	Multiple automatic input output control and alarm modes (remote control)							
Input Voltage								
4	115V / 60HZ, power cord NEMA 5/15 plug (US)			8	240V / 50HZ, power cord AS 3112 plug (AU/New Zealand)			
5	230V / 60Hz, power cord NEMA 6/15 plug (US)			9	230V / 50HZ, power cord BS 1363 plug (UK)			
6	220V / 50HZ, power cord CEE 7/VII plug (EU)							
CAM Stroke Length and Diaphragm Size								
1	.060" (1.52 mm) stroke with small diaphragm .10–10 GPH 175 PSI							
2	.060" (1.52 mm) stroke with large diaphragm .165–16.5 GPH 175 PSI							
3	.040" (1.02 mm) stroke with small diaphragm .067–6.7 GPH 175 PSI							
5	.040" (1.02 mm) stroke with Micro-Feed .02–2.3 GPH 150 PSI							
6	.060" (1.52 mm) stroke with Micro-Feed .04–4.0 GPH 150 PSI							
Electrical Options								
X	Standard equipment							
Elastomer Material (o-rings)								
V	TFE/P			E	EP (Ethylene Propylene)			
Fitting Connection Types								
A	1/2" Hose Barb Inlet, 1/2" Male NPT Outlet, with 1/2" Male NPT Injection Fitting							
B	1/2" Hose Barb Inlet, 1/2" Female NPT Outlet, with 1/2" Male NPT Injection Fitting							
C	1/2" Hose Barb Inlet and Outlet, with 1/2" ID Hose Barb Injection Fitting							
D	3/8" OD Tube Compression Inlet, Outlet, and Injection Fitting							
E	1/2" Male NPT Inlet and Outlet, with 1/2" Male NPT Injection Fitting							
F	1/2" Female NPT Inlet and Outlet, with 1/2" Male NPT Injection Fitting							
Diaphragm Type								
(Blank)	Standard DiaFlex® Diaphragm							
S	Flex-A-Prene® Diaphragm (Caustic Soda resistant diaphragm)							
C2	F	2	4	1	X	V	A	Sample Model Number

Accessories



Visit Accessory Pages for More Options